



The Complete Buyer's Guide To Sheds

WWW.LIDGET.CO.UK

Contents

- About Lidget Compton..... 2
- Introduction 2
- The Benefits Of Installing A Shed 3
- Other Uses For A Garden Shed 3
- The Different Style Options For Sheds..... 3
 - Type..... 4
 - Wood..... 4
 - Metal..... 4
 - Concrete..... 5
 - Roof Style 5
 - Pent 5
 - Apex/Apex 15/Apex 20 6
 - Roofing Material 6
 - Box Plastisol colour options: 6
 - B5 fibre cement roofsheets colour options: 7
 - Metrotile colour options:..... 7
 - Size 7
 - Wall finish 8
 - Spar 8
 - Brick..... 8
 - Stone 8
 - Smooth texture 8
 - Garaclad Cladding 9
 - Windows and doors 9
 - Windows 9
 - Personnel Doors..... 9
- To buy, or to build? 11
- For more information 11
- Image Sources 11



About Lidget Compton



At Lidget Compton, we are passionate about providing our customers with the best concrete sheds and garages on the market.

Our agents are based all over the UK, and are experts in helping you find the best solution for you.

www.lidget.co.uk

Introduction



If you are looking to invest in a new shed for your garden, there are a few considerations to first bear in mind. This is to ensure you are purchasing a high quality build that is easy to maintain.

So whether you are a homeowner or landlord, let this user guide will walk you through the process of choosing the right shed to fulfil all of your needs.

From planning the purpose of the shed, through to the customisation options you have available, we will break down every decision you need to make, so that the process is made all the simpler.

The Benefits Of Installing A Shed

There are many benefits to adding a shed to your garden.

Here are just a few of them:

- Storing garden equipment and tools in a safe, secure and weatherproof environment
- Creating a workshop space separate to conduct DIY tasks
- Having somewhere to store old furniture, bikes and other items best kept outside of your home
- Keeping plant seedlings protected in the harsher winter months



Other Uses For A Garden Shed

By using a little imagination, a garden shed can be converted into a variety of different spaces including but not limited to:



- A home office
- A TV/Cinema room
- A summer house
- A studio for your hobbies

The Different Style Options For Sheds

If you have never purchased a shed before, you might be unaware of the various style options available.

Depending on where you purchase your building, there are customisation choices available to make your shed your own. These will depend on the primary use of the space.

So – what options are there?

Type

First and foremost, you will want to choose the material your shed will be made of.

The three most common options are:

- Wood
- Metal
- Concrete

Wood



The most traditional form of shed will be made up of wood. They are typically chosen for their more natural appearance to blend in with the general aesthetics of your garden.

However, this material is the hardest to keep in great shape. It will require treatment to ensure that the wood does not rot and become distorted in damp environments.

It will also need to be repainted from time to time to stay looking new.

This image is not a Lidget Compton product.

Metal

Typically used in more industrial environments, metal sheds are made up of aluminium, steel and iron sheets.

Whilst they can prevent rot and termites, they are also prone to rust over time, particularly if the steel is not galvanised.

This image is not a Lidget Compton product.



Concrete



Whilst wood and metal might be more traditional choices, concrete buildings have the advantage of being a lot more stable and easier to maintain.

To keep a concrete shed clean on the inside, all you need to do is dust away any hanging cobwebs and use a broom to sweep the floor.

A simple garden hose rinse when needed is enough to keep the exterior looking great.

The versatility of this type of shed is a big draw for our customers – you can even change the use of your shed over time if you wish, as any contents are sure to be kept safe from the elements – whether it's your electronics, or your mountain bike.

What's more, a well-designed concrete outbuilding can also add value to your property, as many house hunters will look to pay more for this addition.

Considerations to make:

- If you are securing valuable items in your shed, really consider what material is going to keep them safe over time.
- Think about how much time it will take you to maintain your shed, and whether you can spare that time when required.

Roof Style

The style of your shed's roof can be chosen to reflect the appearance of your property exterior, or have its own unique design.

Here at Lidget Compton, we have the following 4 basic building shapes to choose from:

Pent



This basic style is a great choice if you want to choose a flat roof shed. The roof is still slightly pitched in order to reduce rainwater pooling.

Whilst this unit is excellent value for money, it still offers a high quality solution, particularly in adverse weather conditions.



Apex/Apex 15/Apex 20

These styles gives you a bit more space for storage, and are often selected by those who wish to store any tools or equipment overhead.



The roof of the standard Apex is 12.5 degrees pitched, whilst the Apex 15 sits at 15 degrees and the Apex 20 at 20 degrees.

The higher the pitch, the better the roof is at preventing pooling, as the water will simply slide off.

Roofing Material

These are the standard options available:

Roof Style	Roof Material	Optional Extras
Pent	Corrugated galvanised steel with anti-condensation treatment	Maintenance free box section Plastisol in 6 available colours
Apex	Fibre cement roofsheets in Natural Grey	6 colour options available
Apex 15	Bold roll tile effect in Terracotta	Maintenance Free PVCu
Apex 20	Metrotile tiles	6 colour options available

Box Plastisol colour options:



- Black
- Light Grey
- Dark Grey
- Olive Green
- Terracotta
- Dark Brown

B5 fibre cement roofsheets colour options:



- Spanish Red
- Blue
- Olive Green
- Black
- Brown
- Terracotta

Metrotile colour options:



- Charcoal
- Brindle
- Green
- Terracotta
- Red
- Bronze

Considerations to make:

- Will your shed be positioned next to your fence? A flat roof is not as protective as a pitched one, so you might want to opt for an Apex for privacy.
- What style and colour will best suit the building and its surroundings?

Size

The size available for your building will depend on the style you have chosen, and the purpose of the space.

The widths available for both Pent and Apex are between 1.22m (4') wide, to 8.08m (26'6").

The lengths available for Pent are 1.22m (4') through to 8.61m (28'3"). If opting for Apex, the building can be as long as you require.

Considerations to make:

- Make sure that you measure the space carefully before deciding on the correct size and know exactly how much room you will need for the sheds purpose.
- Map out where items will be placed within the shed to avoid clutter.

Wall finish

Want the building to blend in with your home? Or perhaps you just want a wall finish that is a little bit different.

We have a selection of great finishes available. Please note that these finishes are applied whilst each unit is in production.

Spar

This is the standard finish across our product range due to its ability to blend well with almost all properties.

Brick


For a more classic look, our sectional brick range is designed to create a more traditional building but at the fraction of the price of developing it brick by brick.




Tudor Brown



Buff



Antique Red



Tuscan Red

Stone

Prefer a stony looking exterior for a cosy cottage style look? Opt for one of these two stone finishes.



Pennine



Cotswold

Smooth texture

Want a style with no joins or gaps? Our smooth finish is available in several shades to match your home.



Palace Grey



White



Magnolia



French Stone

Garaclad Cladding



These textured PVCu panels are great for creating a unique style to your shed with hassle-free maintenance.

Read More about Garaclad and its benefits on [our blog](#).

Considerations to make:

- Is your shed in public view? If so, you may want to make it blend in with the style of your house.
- If the building is tucked away in the back garden, you may wish to opt for a more creative colour scheme.

Windows and doors

Access to your shed needs to be clearly thought out – whilst you want it to be easy to get any equipment in and out as required, you do not want to make it so simple that a trespasser might be able to breach your unit.

Windows

Your best option for windows is to go for PVCu double glazed units. As well as the low maintenance of cleaning them they are also more secure than timber windows.

We offer PVCu frames in white, decograin, light oak and rosewood to match the exterior.



Personnel Doors

Shed doors from Lidget Compton come in three

different styles to suit your needs.




Timber

The standard for wooden sheds, these timber doors are ideal at creating a rustic, traditional garden look.



PVCu

Perfect for easy maintenance, these doors are available fully glazed, half glazed or fully boarded in white, decograin, light oak or rosewood.



Steel

Looking for enhanced security and improved weather resistance? Opt for steel doors which come with 4 point locking and rain guards built in to the design.

Upgrade the colour to golden oak or rosewood, or choose from powder coated shades: black, brown, signal blue and moss green.

To buy, or to build?



It might be tempting to channel your inner handyman and develop your own shed – but is it the best choice to ensure the build is quality and will last?

By purchasing a shed which will be built in your garden for you, there is the reassurance that it will be properly constructed with robust foundations. You will also save on costs of tools and extra materials.

What's more, here at Lidget we have an outstanding 10 Year Guarantee – so if your shed isn't still standing within 10 years, we'll rebuild it for you at no cost! **Click the image to the left to find out more!**

For more information

Now that you know everything to be considered before purchasing a shed, why not [request a free brochure](#) and take a look at our selection of high quality sheds?

Know exactly which style you want? [Get A Quote today.](#)

Image Sources

- Home office shed – [Shed Plans Package via Creative Commons](#)
- Wooden shed – [Wikipedia via Creative Commons](#)
- Metal shed – [Wikipedia via Creative Commons](#)